

OCDRIVESHAFT.COM

SAMPLE FORM

ENTER SPECS FOR CUSTOM SHAFT
DOUBLE-CHECK SPECS BEFORE PURCHASE
PURCHASE IS ALLOWED AFTER COMPLETING FORM

Driveshaft Build Form: 1330 Series, 2.50" Heavy, Transmission Slip Yoke to Flange Yoke

Fill out form to build your driveshaft

Contact information:

First Name Last Name

Email

-
Area Code Phone Number

Contact information is used for automated confirmation email.

Next

Driveshaft Build Form: 1330 Series, 2.50" Heavy, Transmission Slip Yoke to Flange Yoke

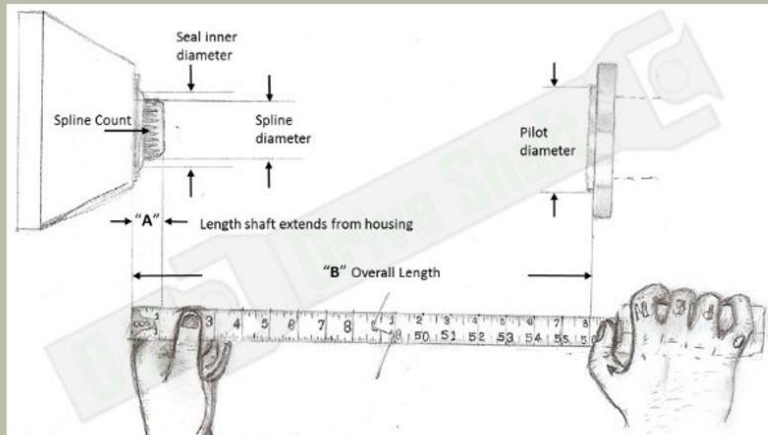
Required measurements and information

This form will help you gather the measurements necessary to build a driveshaft for your application.

IMPORTANT NOTES:

Always measure driveshaft length with vehicle suspension at ride height.
We measure everything in inches.
When measuring anything under 6 inches, use a 6-inch scale or calipers, avoid using a tape measure.

Measurement Guide:



NOTE: Maximum Overall Length for 2.5" Shaft is 45.0". WHY? Click [HERE](#) to find out.

Enter dimensions in fields:

Dimensions are measured in inches and can be entered as decimals (eg. 0.75 or 20.125)

A: Length shaft extends from housing

Valid range (0.000" to 10.000")

B: Overall Length

Valid range for 2.5" shafts (8.000" to 45.000") Need a longer shaft? Go back and choose form for 3" or 3.5" tubing.

Shaft dimensions are entered in these fields.

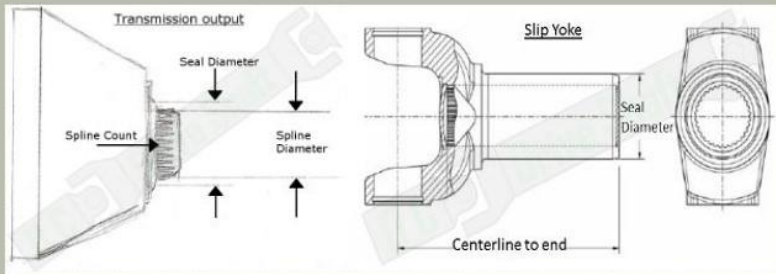
Go Back

Next

Driveshaft Build Form: 1330 Series, 2.50" Heavy, Transmission Slip Yoke to Flange Yoke

Select Slip Yoke

Make selection from list below



Note: GM TH400 with threaded hole in output shaft is 'Fixed Yoke' transmission and requires a .550" counterbored slip yoke, only available in Sonnax 1350 Mega Series.

Slip Yoke choices are displayed in 2 categories:

Standard: Slip yokes from Spicer, Neapco and PTI are included in the driveshaft price. (Includes Ford, GM)

Sonnax Chrome Moly (add \$80): Forged Chromoly slip yokes are available for popular muscle cars.

- Standard Slip Yoke
- Sonnax Chrome Moly (Add \$80)

<input checked="" type="radio"/>	Spline count	Spline Diameter	Centerline to end	Seal Diameter	Possible applications
<input type="radio"/>	XX	X.XXX	X.XXX	X.XXX	Grampa's roadmaster

Standard	Spline count	Spline Diameter	Centerline to end	Seal Diameter	Possible applications
<input type="radio"/>	25	1.113	6.860	1.374	Ford Ranger
<input type="radio"/>	28	1.220	5.906	1.500	Ford C4
<input type="radio"/>	31	1.390	6.000	1.688	Ford C6
<input type="radio"/>	27	1.176	6.760	1.502	GM 700R4 Vented, 4L60E
<input type="radio"/>	27	1.176	5.470	1.502	GM TH350 Standard
<input type="radio"/>	28	1.220	6.630	1.597	Ford 4R70W 95 up
<input type="radio"/>	32	1.378	7.940	1.885	GM TH400, 4L80E + tcase (ni plated)
<input type="radio"/>	32	1.378	6.760	1.885	GM TH400, 4L80E Full spline, 1988-96 GM trucks/SUV's
<input type="radio"/>	32	1.378	4.960	1.885	TH400 Corvette / Strap style
<input type="radio"/>	31	1.390	7.000	1.885	Ford tcase Borg Warner
<input type="radio"/>	31	1.378	7.940	1.885	GM TH400, (Counter Bore .220")
Sonnax Chrome Moly	Spline count	Spline Diameter	Centerline to end	Seal Diameter	Possible applications
<input type="radio"/>	28	1.220	5.906	1.500	Ford C4
<input type="radio"/>	31	1.390	6.000	1.688	Ford C6
<input type="radio"/>	27	1.176	6.760	1.502	GM 700R4 Vented, 4L60E
<input type="radio"/>	27	1.176	5.470	1.502	GM TH350 Standard
<input type="radio"/>	28	1.220	6.630	1.597	Ford 4R70W 95 up
<input type="radio"/>	32	1.378	6.760	1.885	GM TH400, 4L80E Full spline, 1988-96 GM trucks/SUV's
<input type="radio"/>	31	1.390	7.000	1.885	Ford tcase Borg Warner

Choose correct slip yoke for your application

Go Back

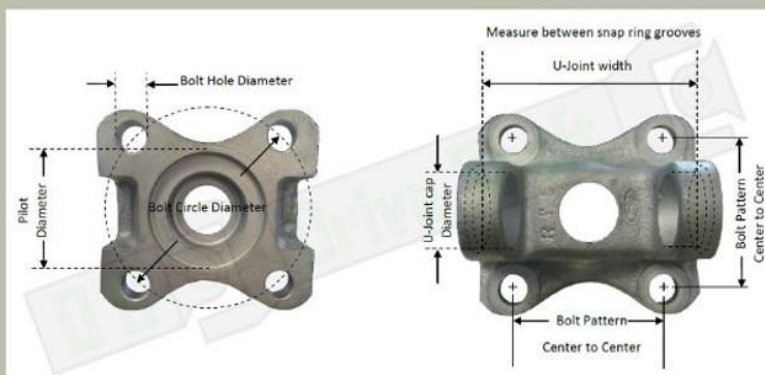
Next

Driveshaft Build Form: 1330 Series, 2.50" Heavy, Transmission Slip Yoke to Flange Yoke

Select the flange for your Driveshaft

Choose flange for your application below

Select flange yoke



<input checked="" type="radio"/>	Pilot diameter	Bolt Circle dia.	Bolt hole dia.	Face to C/L	Possible applications
<input type="radio"/>	X.XXX(M/F)	X.XXX	X.XXX	X.XXX	Uncle Buck's LTD

Select your flange here:

<input type="radio"/>	2.750 M	3.750	0.438	1.562	Dana 60,70 mates with → 3-1-4041X
<input type="radio"/>	2.750 M	3.750	0.438	1.562	Dana 60,70 (SONNAX ALUMINUM FLANGE)
<input type="radio"/>	2.000 F	4.250	0.500	1.625	Ford
<input type="radio"/>	2.000 F	4.250	0.500	1.625	Ford (SONNAX ALUMINUM FLANGE)
<input type="radio"/>	2.000 F	3.500	0.484	1.650	Ford (SONNAX ALUMINUM FLANGE)
<input type="radio"/>	1.811 M	3.661 sq	0.482	1.634	Toyota
<input type="radio"/>	2.162 F	3.937	0.489	1.625	Dodge
<input type="radio"/>	2.436 F	3.000	0.487	1.618	Spicer
<input type="radio"/>	1.811 M	3.674	0.482	1.653	2006+ TOYOTA SEQUOIA & 2005 TOYOTA TUNDRA
<input type="radio"/>	2.560 F	4.251	0.500	1.881	2005+ NISSAN PATHFINDER, VARIOUS FRONTIER
<input type="radio"/>	2.953 F	4.750	0.500	1.730	Ford

Go Back

Next

OCDRIVESHAFT.COM

Driveshaft Build Form: 1330 Series, 2.50" Heavy, Transmission Slip Yoke to Flange Yoke

your name

[The final step to complete this form is Verify the information below:](#)

Email: your@name.com

Phone number: 555 555-1234

Stickout length (inches): 1.0

Overall Length (inches): 38.625

Slip yoke type: Standard Slip Yoke

Slip yoke application: 25 1.113 6.860 1.374 Ford Ranger

Flange selected: 2.750 M 3.750 0.438 1.662 Dana 60,70 mates with --> 3-1-4041X

The data collected for a custom: 1330 series, 2.5" HEAVY driveshaft (transmission slip yoke to flange yoke)



(generic image represents style of driveshaft specified by this form)

[The information is correct - Continue and Purchase](#)

[The information is not correct - Go Back](#)

[Continue and Purchase](#)

[Go Back](#)

Verify all entries are correct before submitting form.
Entries may be changed by going back.

“Continue and Purchase” sends an email with your driveshaft specs and directs you to the checkout to complete the purchase of your custom driveshaft.

Driveshaft Build Form: 1330 Series, 2.50" Heavy, Transmission Slip Yoke to Flange Yoke

your name

Thank you for choosing OC Driveshaft.

A copy of your Custom Build Form has been sent to our technicians and to your email for reference.

[To complete your order. Click the link below to purchase your custom driveshaft.](#)

[Purchase Custom Shaft](#)

“Purchase Custom Shaft” directs you to the Online Store to finalize your purchase.



[Register](#) | [Login](#)

[HOME](#)

[DRIVESHAFTS](#)

[SHAFT FACTS](#)

[ROYAL PURPLE](#)

[STORE](#)

[CONTACT US AND INFO](#)



Supreme Series 2.5" Heavy Driveshaft, 1330 Series, Standard Slip Yoke to Pinion Flange



Supreme Series 2.5" Heavy Driveshaft, 1330 Series, Standard Slip Yoke to Pinion Flange

- Custom 2.5" 1330 Heavy Driveshaft
- Built to specs from Custom Build Form
- Includes selected Slip Yoke
- Includes selected Companion Flange

Price: USD \$475.00

Quantity:

[Add to cart](#)

“Add to cart” and complete secure checkout.

Supreme Series Heavy Driveshafts

Supreme Series Heavy Driveshafts are built to meet the demands of higher powered muscle cars.

Heavy driveshafts use thicker wall .083" steel DOM tubing and Spicer 1330 solid body U-joints.

All transmission slip yokes are equipped with 1330 series Spicer solid body U-joints that can handle up to 699 hp.

All Super Series Driveshafts are precision high speed balanced on our Hines DL-500 driveline balancer.